



Artemis Income Fund

Class I distribution units, GBP

MARKETING COMMUNICATION

259.35p

price at 29 Feb 2024

0.800%

ongoing charge

March 2024 (data as of 29 February 2024)

OBJECTIVE AND INVESTMENT POLICY

Objective

To grow both income and capital over a five year period.

Investment policy

What the fund invests in

- 80% to 100% in company shares.
- Up to 20% in bonds, cash and near cash, other transferable securities, other funds (up to 10%) managed by Artemis and third party funds, money market instruments, and derivatives.

Use of derivatives

The fund may use derivatives for efficient portfolio management purposes to:

- reduce risk
- manage the fund efficiently.

Where the fund invests

- At least 80% in the United Kingdom
- Up to 20% in other countries

Industries the fund invests in

- Any

Other limitations specific to this fund

- None

Investment strategy

- The fund is actively managed.
- The manager believes that a company's free cashflow yield drives its valuation.
- Accordingly, the fund focuses on companies' free cashflow yield by taking into account current and prospective dividends and the likelihood of the dividend being maintained in the future.

Benchmarks

- FTSE All-Share Index TR
A widely-used indicator of the performance of the UK stockmarket, in which the fund invests. It acts as a 'comparator benchmark' against which the fund's performance can be compared. Management of the fund is not restricted by this benchmark.
- IA UK Equity Income NR
A group of other asset managers' funds that invest in similar asset types as this fund, collated by the Investment Association. It acts as a 'comparator benchmark' against which the fund's performance can be compared. Management of the fund is not restricted by this benchmark.

For the latest fund and market commentaries, visit www.artemisfunds.com/insights, and for any important changes to y(our) funds, visit www.artemisfunds.com/fund-changes.



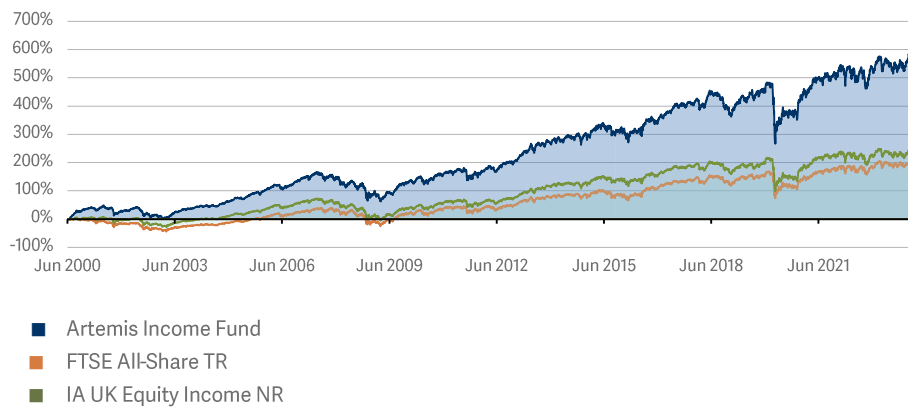
PERFORMANCE

Past performance is not a guide to the future

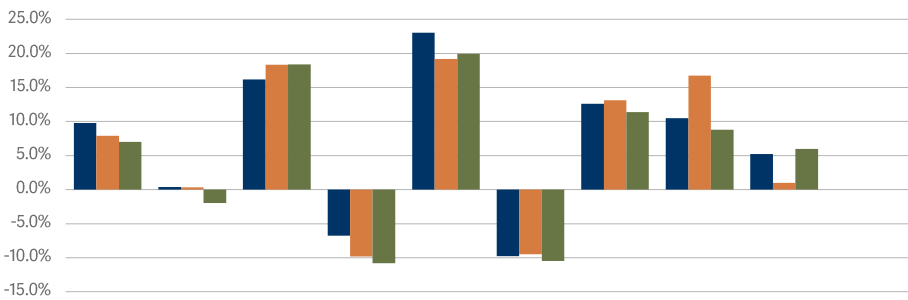
CUMULATIVE PERFORMANCE

	Since launch	10 yrs	5 yrs	3 yrs	1 yr	6 mo	3 mo	1 mo
Artemis Income Fund	588.3%	77.2%	35.7%	25.2%	2.6%	7.4%	4.7%	-0.1%
FTSE All-Share TR	202.6%	63.0%	27.7%	25.2%	0.6%	3.9%	3.3%	0.2%
IA UK Equity Income NR	241.9%	50.0%	22.0%	19.7%	-1.1%	3.9%	2.9%	-0.5%
Position in sector	2/22	5/59	5/71	23/72	13/73	5/73	13/73	17/73
Quartile	1	1	1	2	1	1	1	1

PERCENTAGE GROWTH

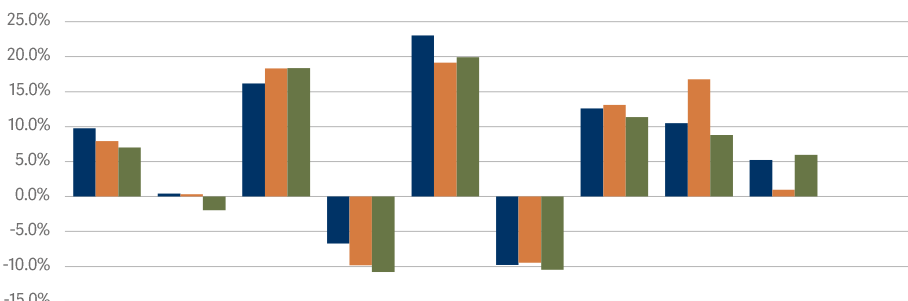


12 MONTHS TO QUARTER END (31 DECEMBER)



	2023	2022	2021	2020	2019	2018	2017	2016	2015	2014
Artemis Income Fund	9.8%	0.4%	16.2%	-6.7%	23.0%	-9.8%	12.6%	10.5%	5.2%	n/a
FTSE All-Share TR	7.9%	0.3%	18.3%	-9.8%	19.2%	-9.5%	13.1%	16.8%	1.0%	n/a
IA UK Equity Income NR	7.0%	-2.0%	18.4%	-10.8%	19.9%	-10.5%	11.4%	8.8%	6.0%	n/a

12 MONTHS TO YEAR END (31 DECEMBER)

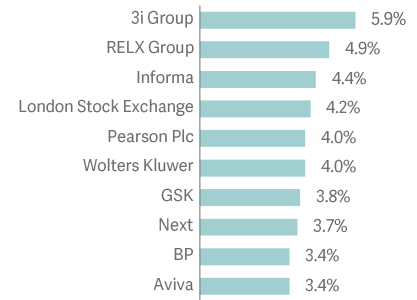


	2023	2022	2021	2020	2019	2018	2017	2016	2015	2014
Artemis Income Fund	9.8%	0.4%	16.2%	-6.7%	23.0%	-9.8%	12.6%	10.5%	5.2%	n/a
FTSE All-Share TR	7.9%	0.3%	18.3%	-9.8%	19.2%	-9.5%	13.1%	16.8%	1.0%	n/a
IA UK Equity Income NR	7.0%	-2.0%	18.4%	-10.8%	19.9%	-10.5%	11.4%	8.8%	6.0%	n/a

Source: Lipper Limited from 6 June 2000 (when Artemis took over management of the fund) to 29 February 2024. Data prior to 7 March 2008 reflects class R distribution GBP. All figures show total returns with dividends and/or income reinvested, net of all charges. Performance does not take account of any costs incurred when investors buy or sell the fund. Returns may vary as a result of currency fluctuations if the investor's currency is different to that of the class. This class may have charges or a hedging approach different from those in the IA sector benchmark.

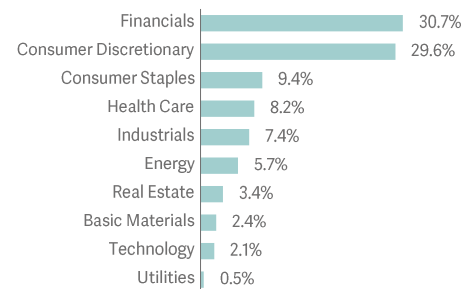
COMPOSITION

TOP 10 HOLDINGS



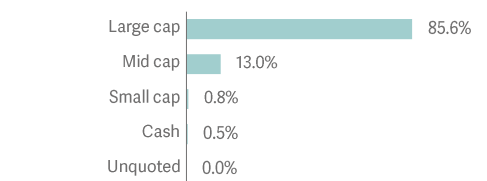
Source: Artemis as at 29 February 2024.

MARKET SECTOR SPLIT



Source: Artemis as at 29 February 2024. Figures may not add up to 100% due to rounding and cash holdings.

ASSET ALLOCATION BY MARKET CAP



Source: Artemis as at 29 February 2024. Figures may not add up to 100% due to rounding.

RISK CONSIDERATIONS

To ensure you understand whether this fund is suitable for you, please read the Key Investor Information which is available, along with the fund's Prospectus, from www.artemisfunds.com or www.fundinfo.com.

The fund is exposed to the following risks:

Market volatility risk	The value of the fund and any income from it can fall or rise because of movements in stockmarkets, currencies and interest rates, each of which can move irrationally and be affected unpredictably by diverse factors, including political and economic events.
Currency risk	The fund's assets may be priced in currencies other than the fund base currency. Changes in currency exchange rates can therefore affect the fund's value.
Charges from capital risk	Where charges are taken wholly or partly out of a fund's capital, distributable income may be increased at the expense of capital, which may constrain or erode capital growth.
Income risk	The payment of income and its level is not guaranteed.

OTHER INFORMATION

This is a marketing communication. Before making any final investment decisions, refer to the fund prospectus, available in English, and KIID/KID, available in English and in your local language depending on local country registration, from www.artemisfunds.com or www.fundinfo.com.

Investment in the fund concerns the acquisition of units in the fund and not in the underlying assets of the fund.

The fund is an authorised unit trust scheme. For further information, visit www.artemisfunds.com/unittrusts.

Visit www.artemisfunds.com/glossary for an explanation of investment terms.

Third parties (including FTSE and Morningstar) whose data may be included in this document do not accept any liability for errors or omissions. For information, visit www.artemisfunds.com/third-party-data.

Artemis has obtained any research and analysis in this communication for its own use. Although this communication is based on sources of information that Artemis believes to be reliable, no guarantee is given as to its accuracy or completeness.

Any forward-looking statements are based on Artemis' current expectations and projections and are subject to change without notice.

Issued by Artemis Fund Managers Ltd which is authorised and regulated by the Financial Conduct Authority.

FUND DATA

INVESTMENT TEAM



Adrian Frost
Fund manager,
since January
2002



Nick Shenton
Fund manager,
since October
2012



Andy Marsh
Fund manager,
since February
2018

KEY FACTS

Fund type	Unit trust
Asset class	Equity
Focus	Income
Regional focus	United Kingdom
SEDOL	B2PLJJ3
ISIN	GB00B2PLJJ36
Fund launch date	6 June 2000
Class launch date	7 March 2008
Class launch price	171.12p
Class currency	GBP
Valuation point	12:00
Year end	30 April
Accumulation/distribution date	31 December, 30 June
Fund size	£4,468.2m

Source: Artemis as at 29 February 2024.

PRICE AND YIELD

Price	259.35p
Historic yield	3.91%

Source: Artemis as at 29 February 2024.

The historic yield reflects distributions declared over the past 12 months as a percentage of the price, as at the date shown. It does not include any preliminary charge and investors may be subject to tax on their distributions.

CHARGES

Initial charge	0%
Ongoing charge	0.800%

The ongoing charge covers the annual operating expenses of running the fund and is shown as at the date of the Key Investor Information Document, where further information about the fund's charges can be found. Additional costs may be incurred, such as portfolio transaction costs and transfer taxes, which may reduce performance. For further information, visit www.artemisfunds.com/charges.

RISK AND REWARD PROFILE



The fund is in the category shown due to historic volatility (how much and how quickly the value of shares in the fund may have risen and fallen in the past due to movements in markets, currencies and interest rates). It may not be a reliable indication of the future risk profile of the fund.

RATINGS AND AWARDS

FE Alpha Manager - Adrian Frost

Morningstar Medalist Silver

Source: FE Alpha Manager rating applies to Adrian Frost based on data to 31 December 2022. For Morningstar Medalist, as at 29 February 2024. Morningstar category™: UK Equity Income. For more information visit www.artemisfunds.com/endorsements. Third party endorsements are not a recommendation to buy.

DISTRIBUTION HISTORY

Record date	Ex-dividend date	Payment date	Distribution
31 Oct 2023	01 Nov 2023	31 Dec 2023	4.6970p
30 Apr 2023	02 May 2023	30 Jun 2023	5.4164p
31 Oct 2022	01 Nov 2022	30 Dec 2022	4.6078p
30 Apr 2022	03 May 2022	30 Jun 2022	5.4528p
31 Oct 2021	01 Nov 2021	31 Dec 2021	4.7018p
30 Apr 2021	04 May 2021	30 Jun 2021	4.6619p
31 Oct 2020	02 Nov 2020	31 Dec 2020	3.9443p
30 Apr 2020	01 May 2020	30 Jun 2020	4.2750p
31 Oct 2019	01 Nov 2019	31 Dec 2019	5.2492p
30 Apr 2019	01 May 2019	28 Jun 2019	5.9126p

Source: Artemis. Distribution is per unit/share. For accumulation classes, distributions are reinvested and reflected in the price. Maximum last 10 distributions shown.

