

Schroder US Mid Cap Z Acc

08/01/2024

Sector : IA North America

Benchmark : IA North America

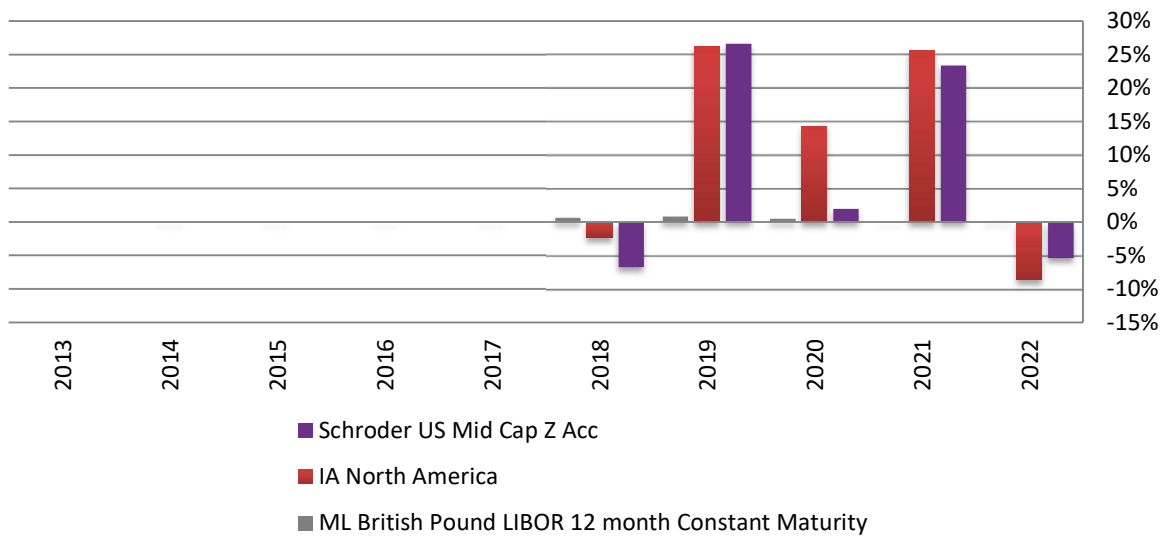
IA North America

Fund information	
Fund structure	Unit Trust
ISIN	GB00B7LDLV43
Fund size (million)	£871
Fund manager	Robert Kaynor
Manager start date	10/01/2018
Average yield	0.18%
OCF	0.91%

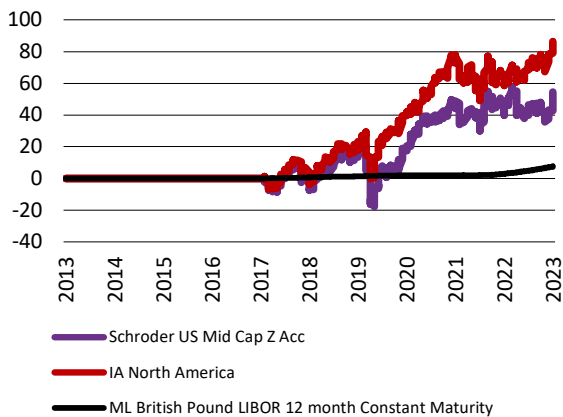
Compound annual growth rate	5 years	10 years
Schroder US Mid Cap Z Acc	10.5%	N/A
Benchmark	13.7%	N/A
Cash	1.4%	0.8%

Alpha data	
Average annual alpha	-4.48%
Alpha volatility	9.10%

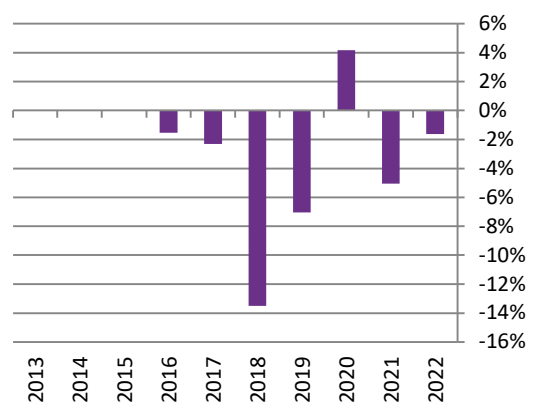
Annual returns



Cumulative returns



Annual AlphaQuest alpha



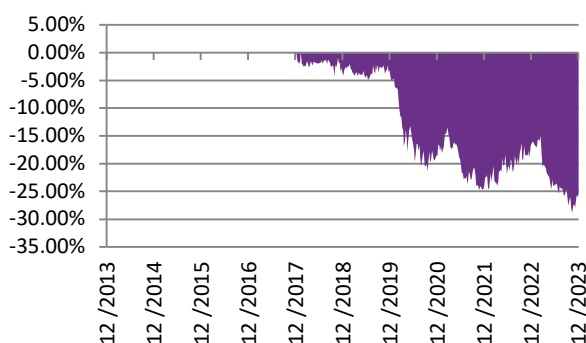
Schroder US Mid Cap Z Acc

Sector : IA North America

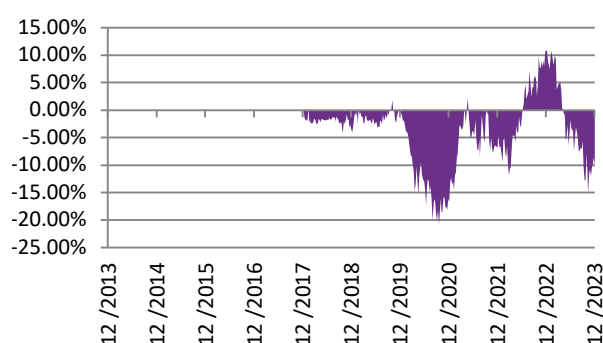
Benchmark :

IA North America

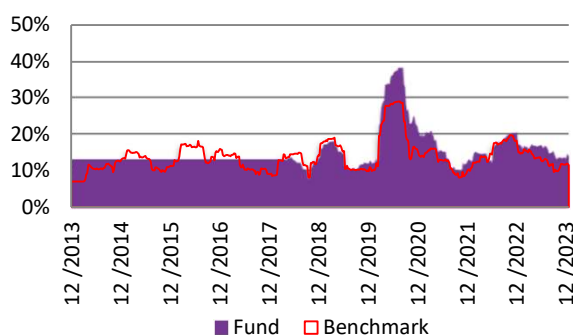
Cumulative alpha evolution



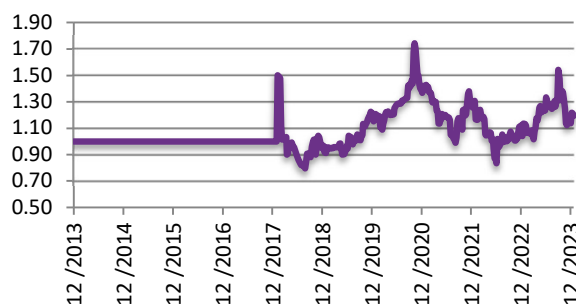
12-month alpha evolution



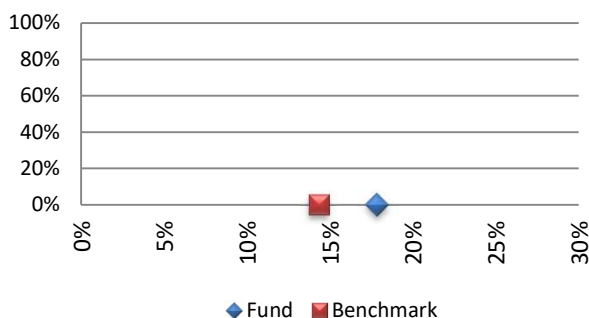
Volatility evolution



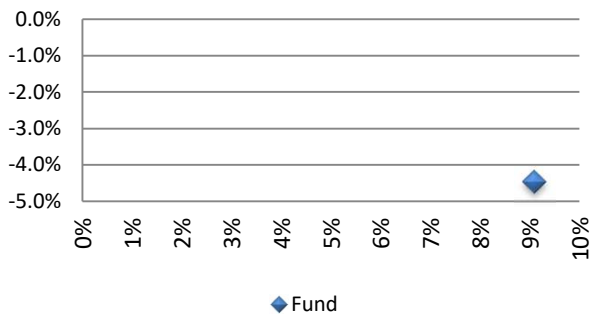
Fund 6-month beta evolution



10 year compound annual growth rate vs vol



Average annual alpha vs alpha vol



All performance returns shown are net of fees.

All fund data is shown over a period of the 10 years preceding that date printing in the top right corner of this data sheet. If a fund did not exist for all of those 10 years, or if the manager started his tenure during those 10 years, data will only show from the point at which either the fund launched or the current manager began.

What the charts show

- **Annual returns** The fund's percentage annual total returns against its benchmark or sector, and cash.
- **Cumulative returns** The fund's total return over time.
- **Annual AlphaQuest alpha** A measure of the fund's annual risk-adjusted outperformance, calculated using FundCalibre's own proprietary AlphaQuest system. This chart can give you an idea of the consistency of alpha generation from one year to the next.
- **Cumulative alpha evolution** How the fund's total alpha progresses over time. This chart can also help you to quickly visualise the consistency of a manager's performance.
- **12-month alpha evolution** A rolling view of how much alpha a manager had generated over the past 12 months. The idea is to see how the alpha is changing over time.
- **Volatility evolution** How the fund's volatility has changed over time. If the fund is above the orange line, it's more volatile than the benchmark/sector, if it's below the orange line, it's less volatile.
- **Fund 6-month beta evolution** A measure of the fund's beta over a rolling 6-month view, using FundCalibre's own model. Because beta changes constantly, we believe that a shorter, rolling beta is a more accurate and more meaningful way of showing beta over a longer time period.
- **10 year compound annual growth vs volatility** Shows at a glance the funds 10 year compound annual performance and annualised volatility relative to the benchmark.
- **Average annual alpha vs alpha volatility** FundCalibre's own calculation of a fund's average annual alpha and the volatility of that alpha. Shows a manager's absolute level of alpha and consistency. The lower alpha volatility the greater the manager's consistency has been historically.

© 2022 FundCalibre Limited. All Rights Reserved. For professional advisers only. The information, data, analyses, and opinions contained herein (1) include the proprietary information of FundCalibre, (2) may not be copied or redistributed without prior permission, (3) do not constitute investment advice offered by FundCalibre, (4) are provided solely for informational purposes and therefore are not an offer to buy or sell a fund, and (5) are not warranted to be correct, complete, or accurate. FundCalibre shall not be responsible for any trading decisions, damages, or other losses resulting from, or related to, this information, data, analyses, or opinions or their use. The Elite Fund rating is subjective in nature and reflects FundCalibre's current expectations of future events/behaviour as they relate to a particular fund. Because such events/behaviour may turn out to be different than expected, FundCalibre does not guarantee that a fund will perform in line with its FundCalibre benchmark. Likewise, the Elite Fund rating should not be seen as any sort of guarantee of assessment of the credit-worthiness of a fund or of its underlying securities and should not be used as the sole basis for making any investment decision. FundCalibre disclaims any responsibility for trading decisions, damages or other losses resulted from any use of the Elite Fund rating.

FundCalibre.
Independent research for investors

Read more about the FundCalibre Elite Rating and AlphaQuest:
www.fundcalibre.com/about-us/what-is-the-elite-rating